


USE AND CARE GUIDE

USA 1011183708  
CAN 1001872352  
Mexico 214777  
Model 24SV24369

8 FT GIANT-SIZED ANIMATED LED TOY SOLDIER



Questions, problems, missing parts? Before returning to the store, please have a copy of your receipt ready and email the SVI customer experience team (customerservice@svious.com) within 90 days of the date of purchase or call Home Accents Holiday Customer Service 8 a.m. - 7 p.m., EST, Monday - Friday, 9 a.m. - 6 p.m., EST, Saturday

1-855-HD-HOLIDAY (1-855-434-6543)  
HOMEDEPOT.COM

IMPORTANT TIPS:

- Ensure that the item's adapter is plugged in at the function control box and in the wall.
- Ensure that the switch on the function control box is on the desired setting.
- If not functioning properly (LEDs don't light up, eyes don't blink, arms don't move), ensure that cables are connected correctly, according to the instruction sheet.
- Be sure nothing is blocking movement or caught in moving parts.
- Ensure that the floor or surface that the item sits on is flat and level.
- Ensure that the volume is not all the way down.

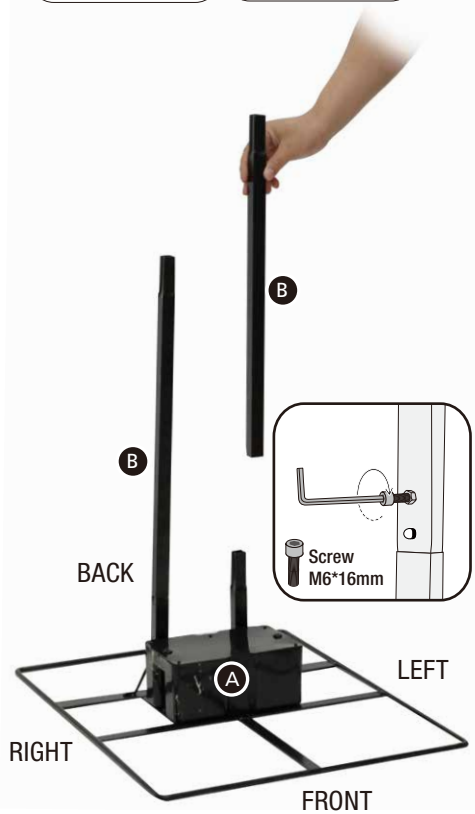
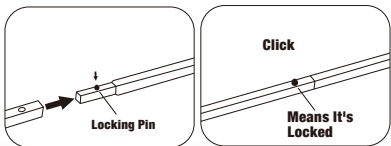
PARTS LIST

- A. Base x 1
  - B. Lower Poles x 2
  - C. Platform x 1
  - D. Lower Boots x 1
  - E. Upper Poles x 2
  - F. Upper Boots x 1
  - G. Legs x 1
  - H. Body x 1
  - I. Left Arm x 1
  - J. Right Arm x 1
  - K. Head x 1
  - L. Hat x 1
  - M. Left Cap x 1
  - N. Right Cap x 1
  - O. Stakes x 2
  - P. Small Parts Bag x 1
  - Q. Adapter x 1
- Input: 120VAC 50/60Hz  
Output: 5.9V 2A  
Wattage: 11.8W

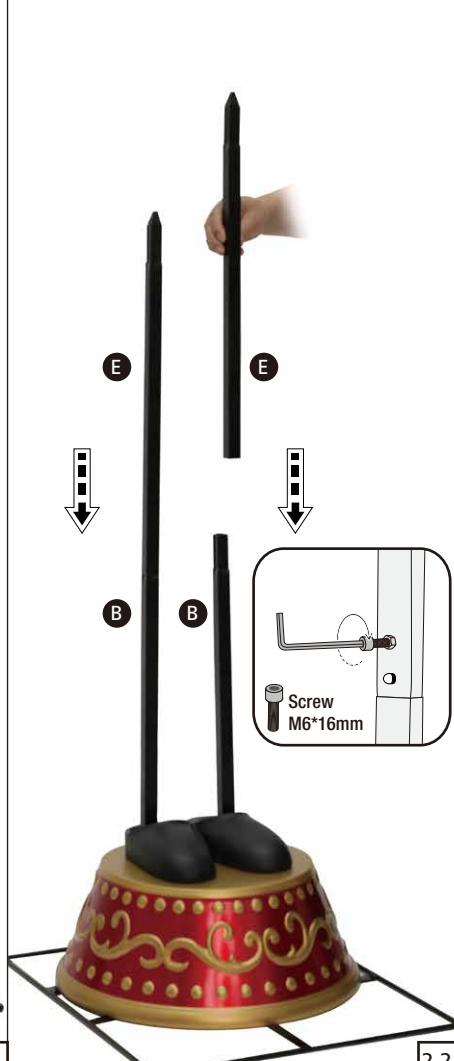

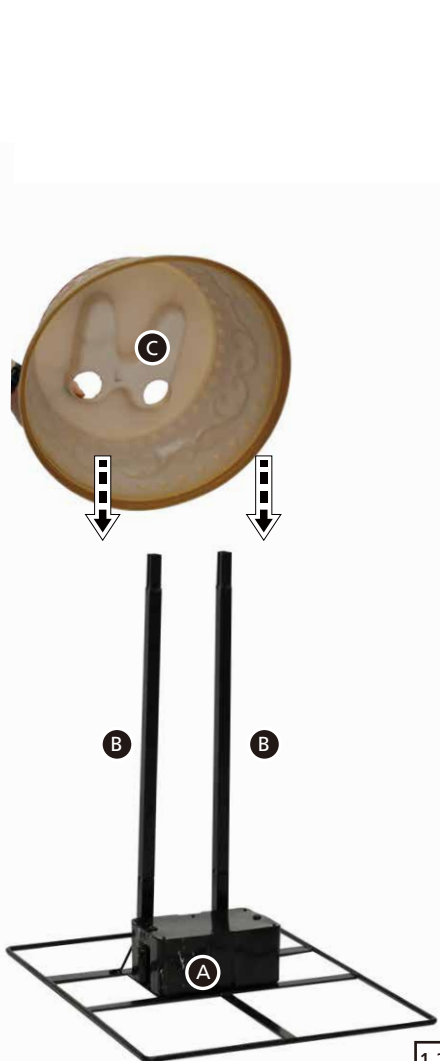


TOOLS REQUIRED


M5 hex wrench  
(included)



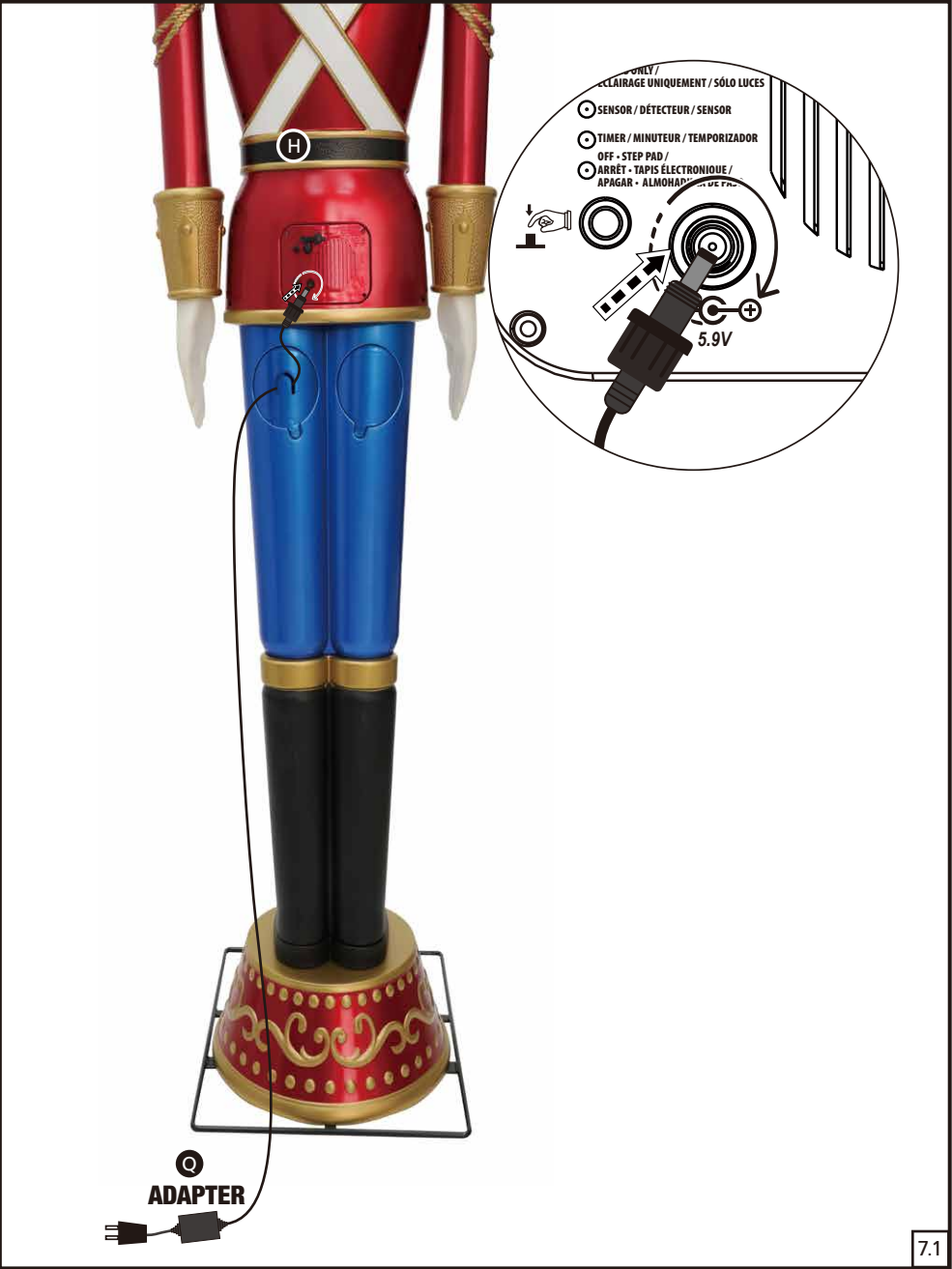
NOTE: Throughout the instructions, Right and Left are relative to the character.



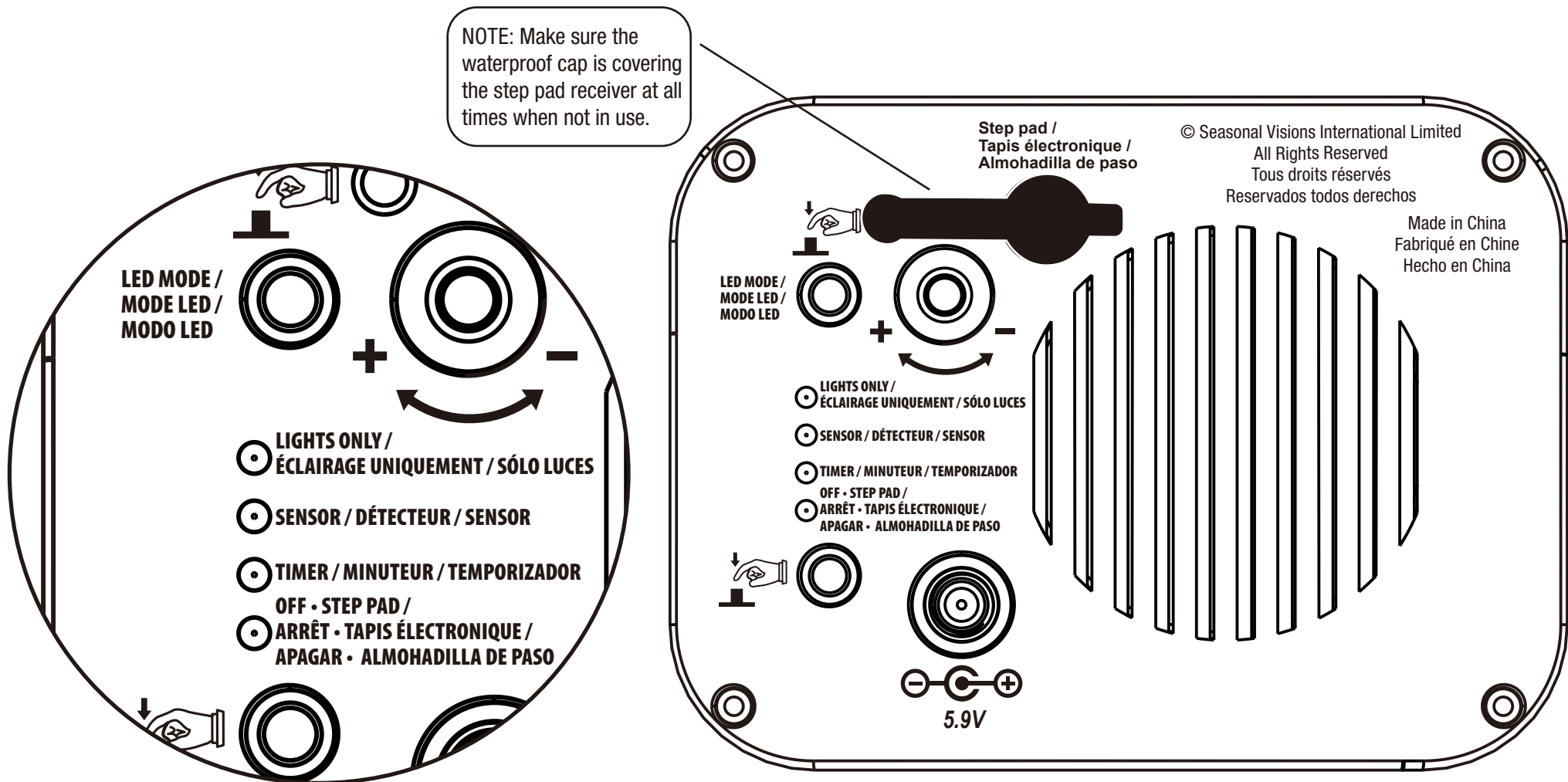









**YOUR 8 FT GIANT-SIZED ANIMATED LED TOY SOLDIER IS NOW FULLY ASSEMBLED. PLUG IN AND TURN ON TO LET THE FUN BEGIN!**



OPERATION INSTRUCTIONS:

1. Plug the power adapter into a standard power outlet and adjust the settings on the function control box, located on the (H) Body, as desired.	
2. Settings:	
LED MODE / MODE LED / MODO LED	Light Functions: Red Steady, Yellow Steady, Green Steady, Aqua Steady, Blue Steady, Purple Steady, White Steady and Color Changing
LIGHTS ONLY / ÉCLAIRAGE UNIQUEMENT / SÓLO LUCES	This setting will activate the lights of the item. This setting does not have any animation or sound.
SENSOR / DÉTECTEUR / SENSOR	In this setting, the lights will always stay on, but the sound and animation of the item will activate for 1 activity cycle anytime the Infrared (IR) Sensor detects movement. The Infrared (IR) Sensor has a range of up to 4 m/13 ft. and will activate when someone comes within an 80 degree angle from left to right, as well as from above and below.
TIMER / MINUTEUR / TEMPORIZADOR	In this setting, there is an active period of 6 hours and an inactive period of 18 hours. During the 6 active hours, to function will behave like Sensor Mode. The Infrared (IR) Sensor cannot be triggered during the inactive 18 hour period.
OFF • STEP PAD / ARRÊT • TAPIS ÉLECTRONIQUE / APAGAR • ALMOHADILLA DE PASO	This setting will deactivate the lights, sound, and animation of the item. This setting allows the item to be activated only if triggered by using a Step Pad or Try Me Button (Not Included). The item will operate for one activity cycle with each Step Pad or Try Me activation.
	Raise or lower the volume using the volume control turn dial, turn all the way down to turn the volume off.

WARNING:

This item is not a toy and should be used for decoration only. This item contains small parts that can be a choking hazard. Keep all plastic parts away from children.

- Lay product down before a storm or strong winds.
- Don't climb or pull on product.
- Don't add to or modify product.
- Assemble and place the product on level surfaces only.
- Don't push or tilt product.
- Please assemble item according to instructions.
- Children should be supervised by adults. Item should not be grabbed, as it becomes a tipping hazard.
- Please view all instructions carefully before assembling. Save this instruction sheet for future reference.

CARE AND STORAGE INSTRUCTIONS

When not in use, store this product in its original packing. Keep away from heat and moisture.

This device complies with Part 15 of the FCC Rules. Operation is subject to the following two conditions: (1) This device may not cause harmful interference, and (2) this device must accept any interference received, including interference that may cause undesired operation.

**CAUTION:** Changes or modifications not expressly approved by the party responsible for compliance could void the user's authority to operate the equipment.

**NOTE:** This equipment has been tested and found to comply with the limits for a Class B digital device, pursuant to Part 15 of the FCC Rules. These limits are designed to provide reasonable protection against harmful interference in a residential installation. This equipment generates, uses, and can radiate radio frequency energy and, if not installed and used in accordance with the instructions, may cause harmful interference to radio communications. However, there is no guarantee that interference will not occur in a particular installation. If this equipment does cause harmful interference to radio or television reception, which can be determined by turning the equipment off and on, the user is encouraged to try to correct the interference by one or more of the following measures: Reorient or relocate the receiving antenna, Increase the separation between the equipment and receiver. Connect the equipment into an outlet on a circuit different from that to which the receiver is connected. Consult the dealer or experienced radio/TV technician for help.

CAN ICES-003(B)/NMB-003(B)

Questions, problems, missing parts? Before returning to the store, please have a copy of your receipt ready and email the SVI customer experience team (customerservice@svius.com) within 90 days of the date of purchase or call Home Accents Holiday Customer Service 8 a.m. - 7 p.m., EST, Monday - Friday, 9 a.m. - 6 p.m., EST, Saturday

1-855-HD-HOLIDAY (1-855-434-6543)

HOMEDEPOT.COM